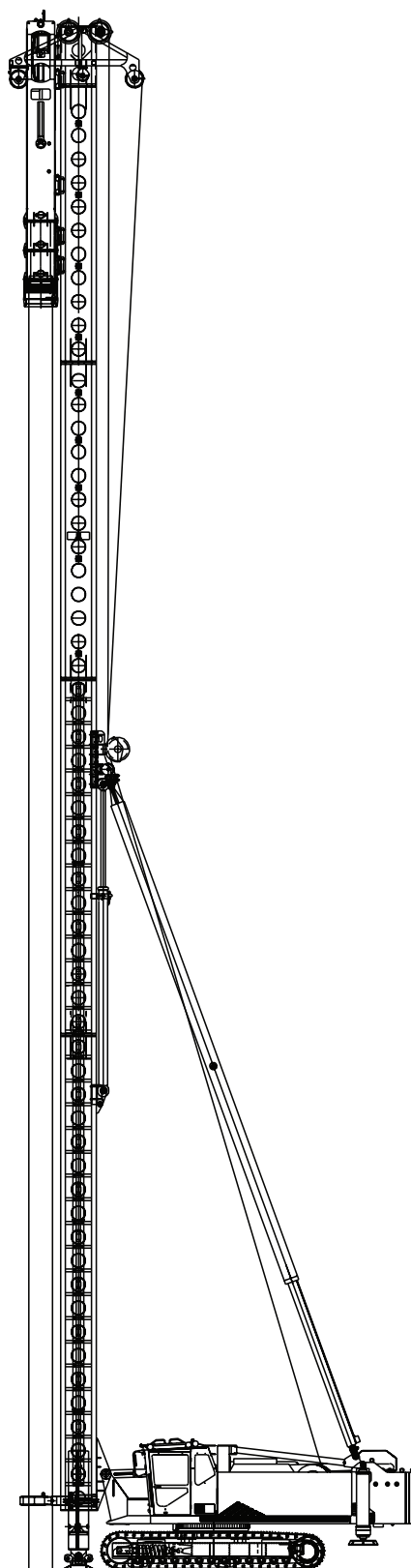


# Pile Driving Rig

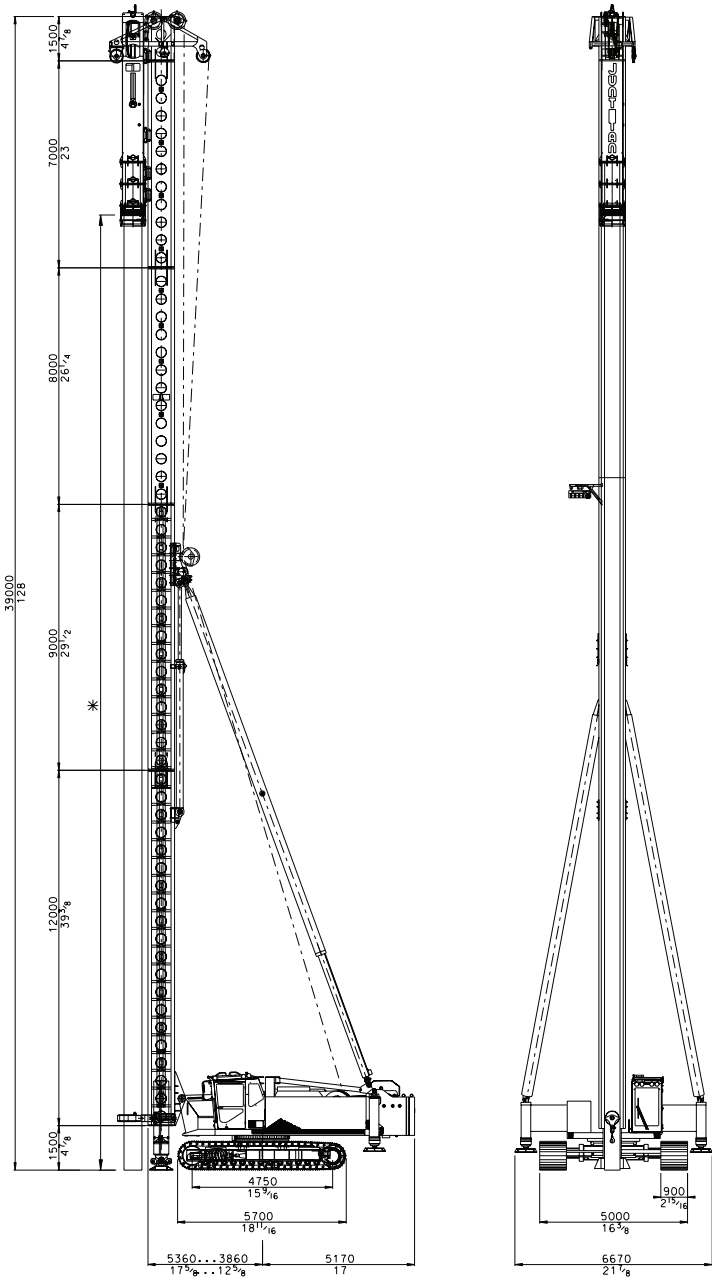
## PM 30



General Information

**Junttan PM 30** is a heavy-duty piling rig designed for pile driving where steel or concrete piles are long and heavy. The recommended hammer ram weight is from 6 000 to 12 000 kg and the maximum pile length is 36 meters (118 ft). The rig has proven productivity due to top pile driving performance with Junttan hydraulic hammers. An optional side drill or vibrator hammer makes pile driving even more efficient in some soil conditions. With optional Junttan equipment, optimised working set-up of the rig can be easily achieved.

This Junttan piling rig has the same proven features as the smaller Junttan machines. Its rugged design makes it a safe and reliable rig even in the most demanding working conditions. The selferecting leader and many advanced technical features ensure that the rig is ready to work in just a few minutes. The ergonomic and safety tested cabin allows the driver to concentrate completely on his work. The expandable tracks and low centre of gravity make the rig exceptionally stable in different working situations. The horizontal movement of the leader ensures fast spotting of the pile.



Technical Data

Basic features

Nominal operational weight	110 000 kg	242 500 lb
Leader capacity	35 000kg	77 200 lb
Winch capacity	Pile:	12 000 kg
	Hammer:	20 000kg
	Auxiliary:	5 000 kg
Recommended hammer type	HHK6-HHK12	HHK6-HHK12
Maximum pile length (HHK9A/HHK12A)	32 m	105 ft

Uppercarriage

Type	Junttan PM30	
Engine	Type:	Cummins QSM11
	Power:	280 kW
	Fuel tank:	850 liters
Hydraulic system	Max flow:	2x280 + 120 lpm/2000rpm
	Max pressure:	320 bar
	Cooling system:	2xT8 coolers
	Oil tank:	1 100 liters
Counterweight	Extendable:	20 000 kg
Stabilizers	Included	

Leader

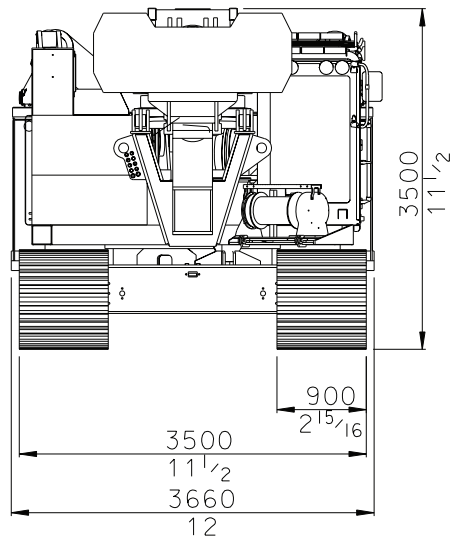
Type	Fixed PM30	
Movements	Foot stroke	1 500 mm
	Horizontal	1 500 mm
Inclinations	According separate capacity tables Electronic inclinometer included	

Undercarriage

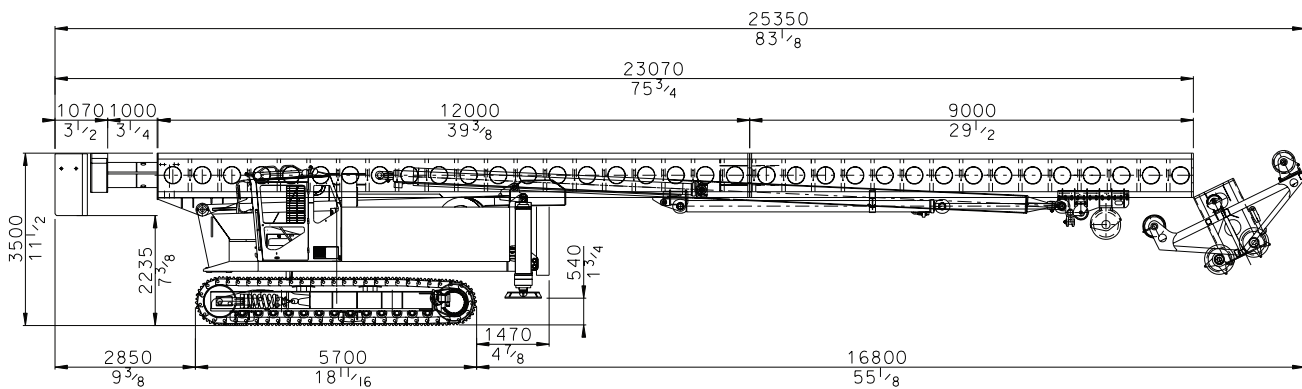
Type	JV57160HD	
Crawler length	5 700 mm	225 in
Crawler type	D7E	
Width (900 shoes)	Min:	3 500 mm
	Max:	5 000mm
Track shoe options	Width:	800/900/1 000 mm
	Surface:	3-edge / flat edges / flat
	Edge type:	normal / chamfer / bended

Accessories

* iPiler PCD		* Air conditioning
* Side auger	JD3	* Auxiliary winch (5 000kg / 11 000 lb)



**Minimum track width.**

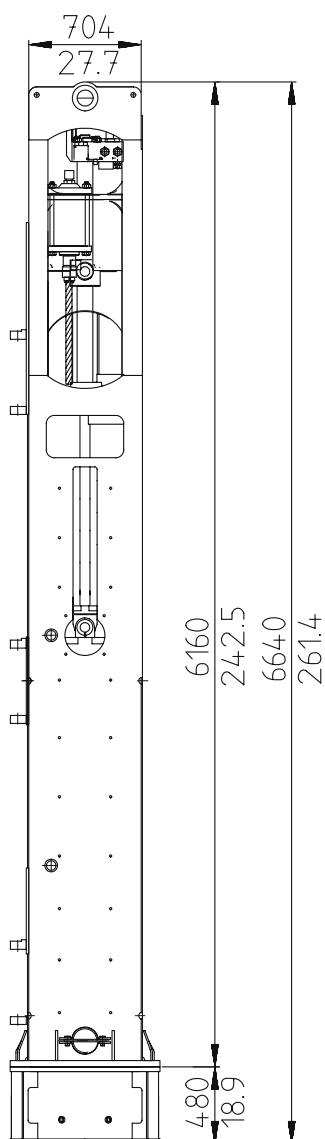
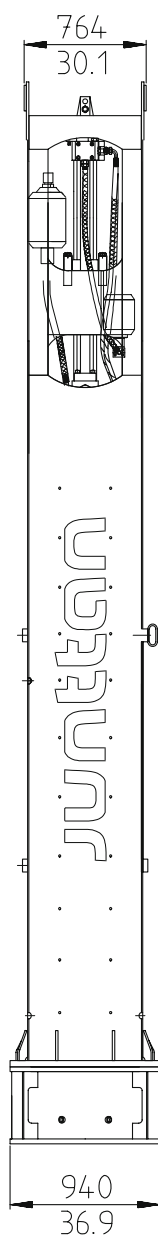


**Standard PM 30 transport dimensions.**

# Hydraulic Impact Hammer

## HHK7A

HHK7/9A



## JUNTAN HHK7A

Max. energy		82 kNm	60 757 ft-lb
Max drop height		1,2 m	3.94 ft
Blows per minute		40 – 100	40 – 100
Ram weight		7 000 kg	15 432 lb
Total weight	including A-type drive cap	11 000 kg	24 251 lb
Oil flow		398 l/min	105 gpm
Operating pressure		183 bar	2 654 psi
Theoretical power output		121 kW	165 hp
Hoses			
	– pressure line	38 mm	1 ½ inch
	– return line	38 mm	1 ½ inch
Drive cap housing (std)	Ø:	880 mm	34.6 inch
Drive cap types	A-type:	for metal tubes	for metal tubes
	B-type:	for concrete piles	for concrete piles
Drive cap max. inner diameter	A-type:	Ø 850 mm	33.5 inch
	B-type:	□ 550 x 550	21.5 x 21.5
Larger drive cap diameters available on special request			
Suitable Piling Rigs		PMx25, PM25H, PM26 – PM30	PMx25, PM25H, PM26 – PM30
Suitable Powerpacks		10XCU, 15 CCU – 30 CCU	10XCU, 15 CCU – 30 CCU

## Accessories

* Guide claws	* Lifting cat
* Extensions	* Flying leader
* Energy measurement device	* Additional noise insulation package
* Additional drive caps	* Powerpacks
* Pile sleeves	

## Technical details with extensions

JUNTAN HHK7/9A		9T	9T
Max. energy		106 kNm	78 116 ft-lb
Max drop height		1,2 m	3.94 ft
Blows per minute		40 – 100	40 – 100
Ram weight		9 000 kg	19 842 lb
Total weight	including A-type drive cap	13 500 kg	29 762 lb
Oil flow		398 l/min	105 gpm
Operating pressure		235 bar	3 408 psi
Theoretical power output		156 kW	212 hp
Suitable Piling Rigs		PM25H, PM26 – PM30	PM25H, PM26 – PM30
Suitable Powerpacks		10XCU, 15 CCU – 30 CCU	10XCU, 15 CCU – 30 CCU