



**330 HP**

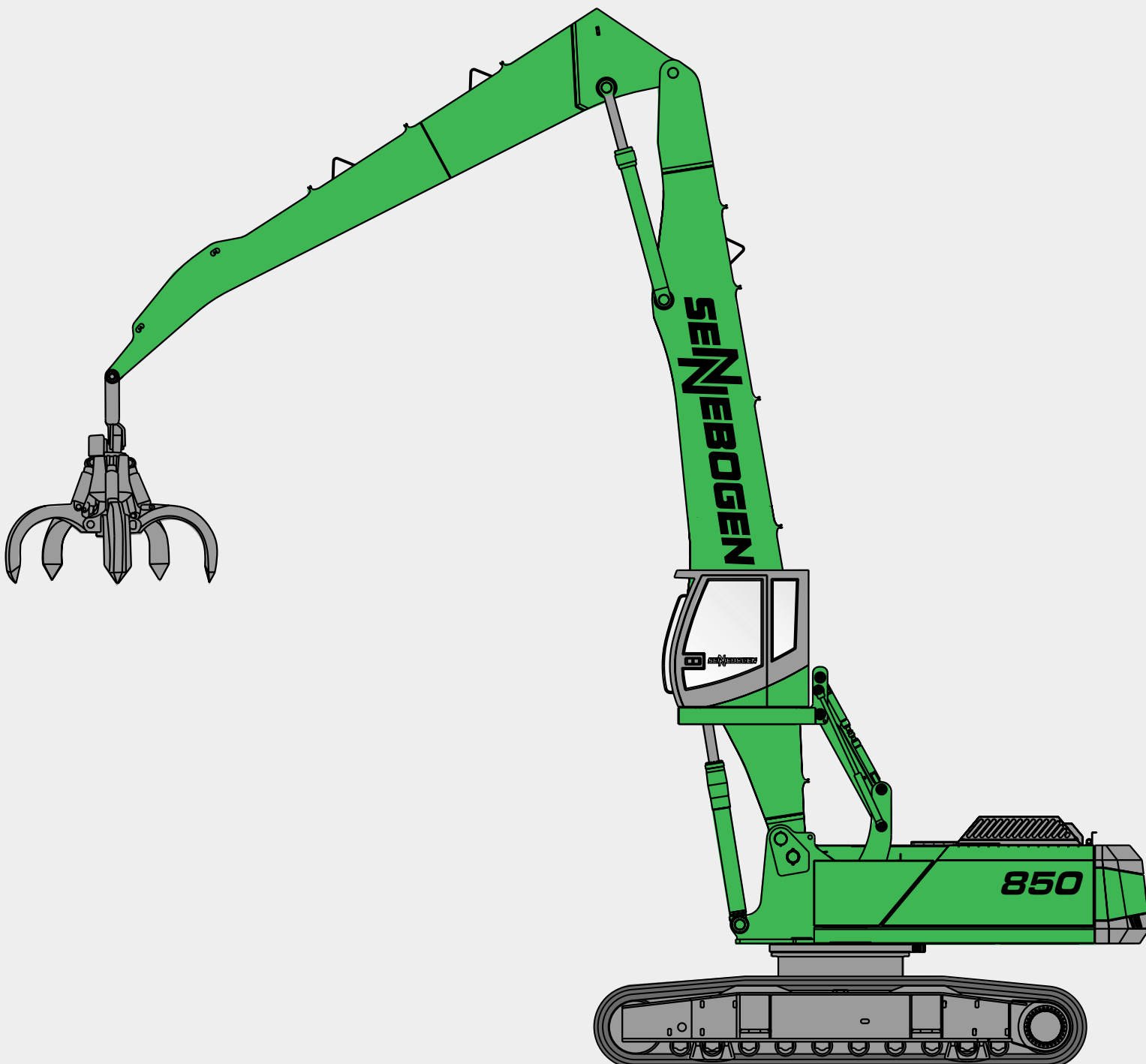


**158,350 lbs.**

# **850 R-HD**

***C Series***

***green line* Material Handling Machine**



# **SENNEBOGEN<sup>®</sup>**

**LEADING THROUGH INNOVATION**

**Notes**

A large rectangular area filled with a fine grid of green lines, intended for handwritten notes. The grid covers most of the page below the 'Notes' header.

- Working radius up to 68'10"
- No computers required to control hydraulic system
- Ultra fine hydraulic oil filtration system reduces maintenance cost and down time of machine
- Central lubrication system standard
- State of the art load-sensing hydraulic system
- Powerful maintenance-friendly design
- Low noise emission

## Specifications



### Engine

- 6 cylinder, water cooled, turbo Caterpillar diesel engine C9 Acert, with direct injection
- Output as per DIN/ISO:  
330 HP at 2000 rpm
- Radiator fan is hydraulically driven and is reversible to clean out debris from radiator
- Equipped with engine intercooler
- Dry air filter with cyclone prefilter, safety element and pollution indicator
- Fuel tank capacity: 185 gallons
- Electrical system:  
24 volt, 2 x 12 volt high performance batteries



### Hydraulic System

- Computer free load-sensing hydraulic system with energy saving flow on demand control and pressure cut off function
- All working functions can be operated simultaneously and be individually controlled very precisely, due to the independent and proportional split of the oil feed from the variable displacement pumps
- Hydraulic system designed for low pressure losses and heat generation by large diameter piping and hoses as well as large control valves
- Pilot operated joy sticks control all working and auxiliary functions
- Flow rate 1 x 180 gpm
- Working pressure 4931 psi
- Hydraulic tank capacity 132 gallons
- Special ultra fine filtration system (99.95% efficiency at 2 micron) designed to protect the hydraulic system, extending the life of all components and reducing the down time of the machine as well as the maintenance and repair costs
- Full flow return oil filters with extended change intervals.
- Oversized hydraulic oil cooler, mounted completely separated from the water radiator, maintaining the oil temperature at an ideal level. The fan is hydraulically driven and thermostatically controlled
- Centralized pressure test ports, easily accessible from ground level, mounted and well protected on the left side of the machine, enable fast trouble shooting of all machine functions without any electronic support



### Swing System

- Axial piston motors, spring-loaded hydraulically releasable multiple disk brake, planetary gears and pinion shaft
- Large dimensioned swing bearing
- Swing speed: 0 - 6.5 rpm, infinitely controllable
- Hydraulic motors with integrated hydraulic brake valves keep wear and tear of braking system to a minimum



### Undercarriage

- Transport optimized, mechanically extendable variable gauge crawler undercarriage R83/400, as rigid, torsion-free box-type design
- Maintenance-free crawler B7 with triple grouser track shoes 2'7" (800 mm), crawler length 19'8"

#### Option:

- Canted flat track shoes
- Each track is independently driven by an axial piston motor through a compact-planetary gear. The drives are integrated into the track frames
- Lockable storage compartment
- Spring-loaded hydraulically releasable multiple disk brakes as safety parking brakes
- Hydraulic brake valves protect the drive motors on steep gradients

Travel speeds vary infinitely:

- 0 - 1.4 mph



### Uppercarriage

- Torsion-free upper frame with continuous bearing-plates for optimal power introduction, precision machined
- Steel bushings for the boom pivot
- Low noise emission



### Working Equipment

- Box-type design with large dimensioned sealed bearings for long working life
- Grapple open-close and rotate circuits installed on the machine
- Working cylinders with hydraulic end position damping.
- Optimized design for high lifting capacities
- Equipped standard with safety check valves (load holding valves) for boom and stick cylinders
- The 850 R-HD C Series material handling equipment has been specially designed for the increased demands of high-performance operation, increased productivity and output



### Magnet System

- 25 kW (option 33kW) Baldor generator, belt driven for easy operation and maintenance, combined with a Hubbell controller



### Grapple

- 1.5 - 3.0 cu. yds. scrap grapple with rotation, 4 or 5 tine, open, semi-closed or closed, depending on the weight of the grapple and operating reach
- 1.0 - 3.5 cu. yds. clamshell grapple with rotation, depending on the material density, weight of the grapple and operating reach
- Log grapple available in different sizes and configurations depending on material being handled
- Contact Sennebogen for approval of the attachment before operating the machine
- Always refer to the lifting capacities on the chart before installing any attachment



### Operating Weight

- Basic 850 R-HD with crawler undercarriage R83/400, material handling boom 32'10", stick 24'11" and scrap grapple 2.5 cu. yds.

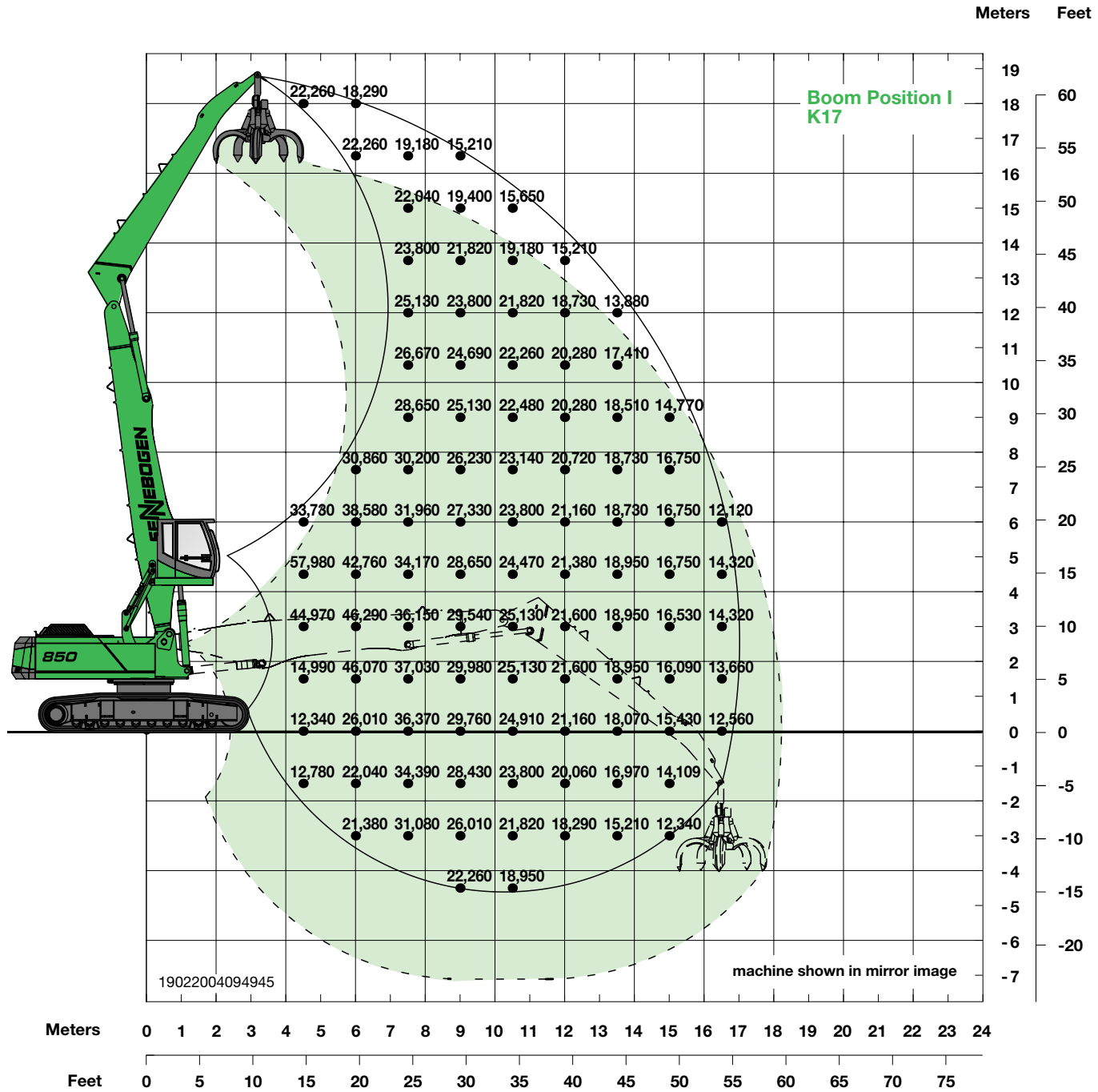
Approximate weight 158,350 lbs.

Given weights may vary with different equipment



### Operator's Cab

- Comfortable F2000 operator's cab resiliently mounted
- Sound absorbing insulation
- Roomy compartment with excellent all-round visibility
- All weather design with tinted safety glass
- Door window as sliding window
- Windshield can be pushed up under cab roof
- Large skylight
- Windshield wiper/washer on both windshield and skylight
- Sun visor
- Large capacity storage bin
- Ergonomically designed, air suspension and heated seat with adjustable armrests and lumbar support
- Well laid out instrument panel with ergonomically shaped joy sticks
- Infinitely variable cab heating system, outside air and circulating air stages with particle filter
- Five adjustable air vents for optimum work environment
- New Sennebogen Diagnostic System (SDS) for monitoring all essential machine and engine functions with visual and audible warning system
- 12 and 24 volt power supply
- Air conditioning
- AM/FM radio with cassette



## 850 R-HD

Undercarriage:

Boom:

Stick:

Boom position:

Cab:

Mechanically extendable wide gauge undercarriage with crawler B7, crawler length 19'8"

32'10"

24'11"

I

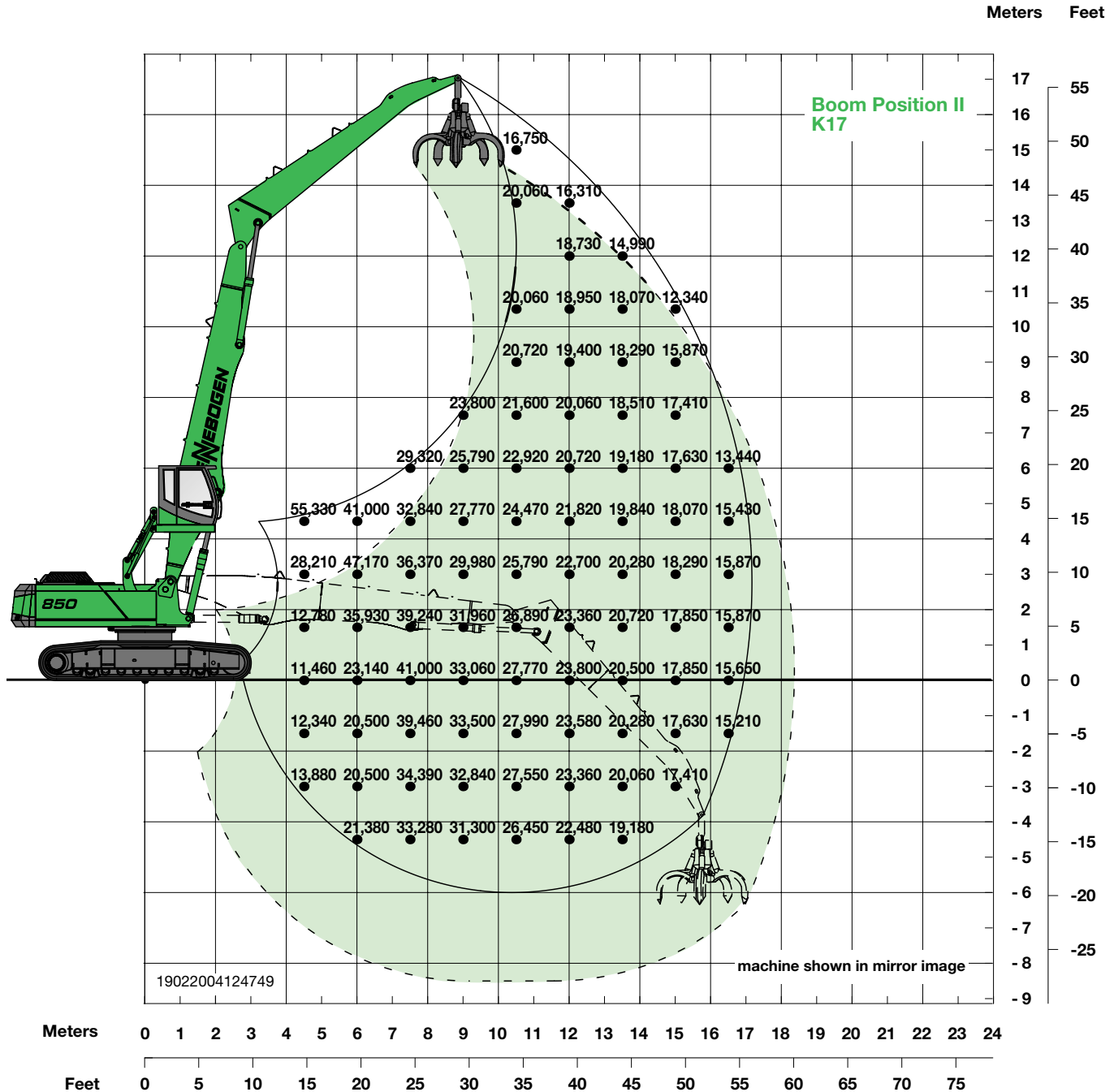
C 270 hydraulic elevating cab with operator's eye level 19'8"

## Load chart

Notes:

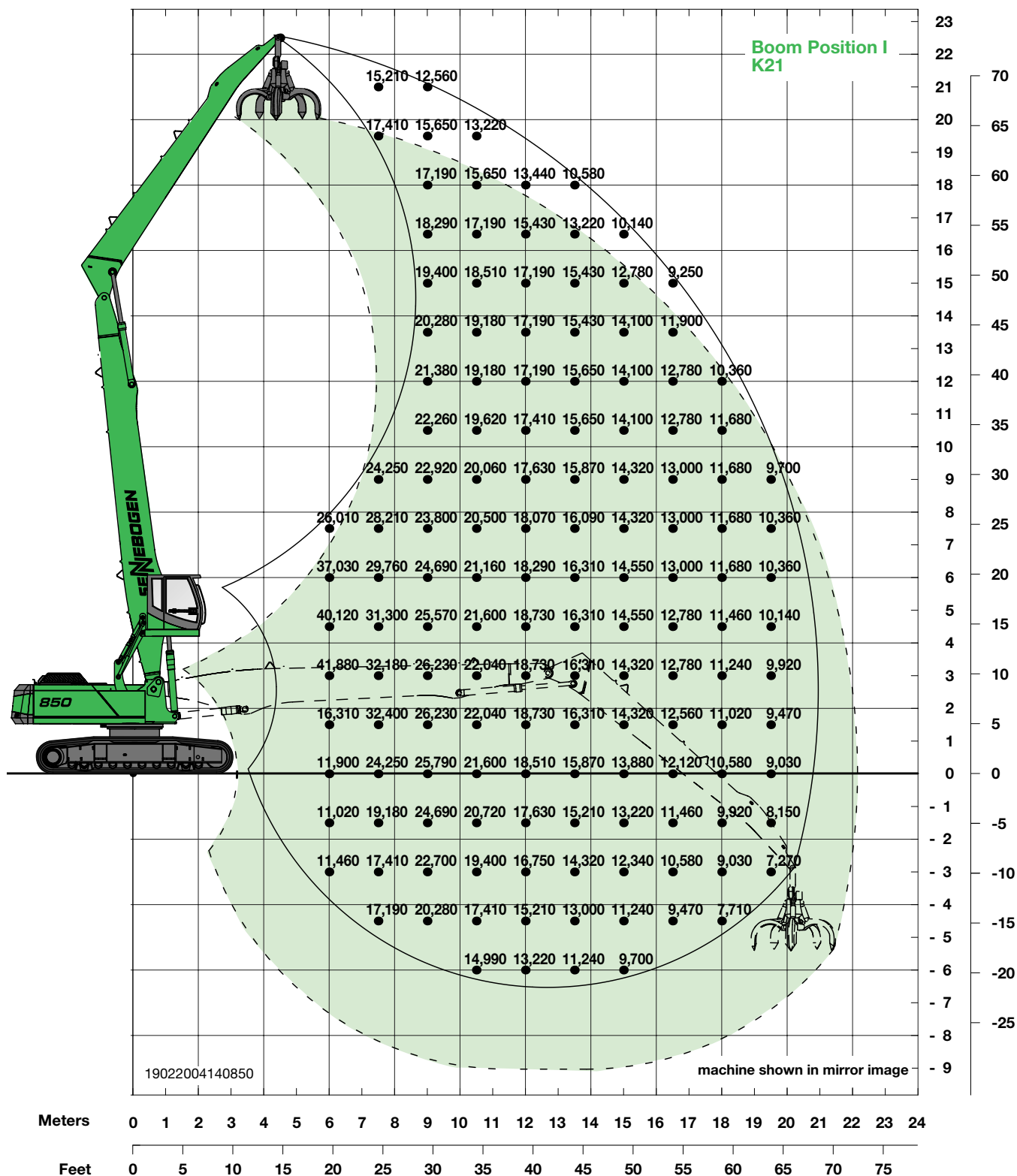
Lift capacities are stated in pounds. Indicated loads are based on ISO 10567 and do not exceed 75% of tipping and 87% of hydraulic capacity. Machine on firm, level supporting surface.

Lifting capacities do not include working attachments such as scrap grapples, magnets, etc. Their weights must be deducted from the numbers indicated in the lifting charts.



## 850 R-HD

- Undercarriage: Mechanically extendable wide gauge undercarriage with crawler B7, crawler length 19'8"
- Boom: 32'10"
- Stick: 24'11"
- Boom position: II
- Cab: C 270 hydraulic elevating cab with operator's eye level 19'8"



## 850 R-HD

### Undercarriage:

Mechanically extendable wide gauge undercarriage with crawler B7, crawler length 19'8"

### Boom:

39'8"

### Stick:

31'6"

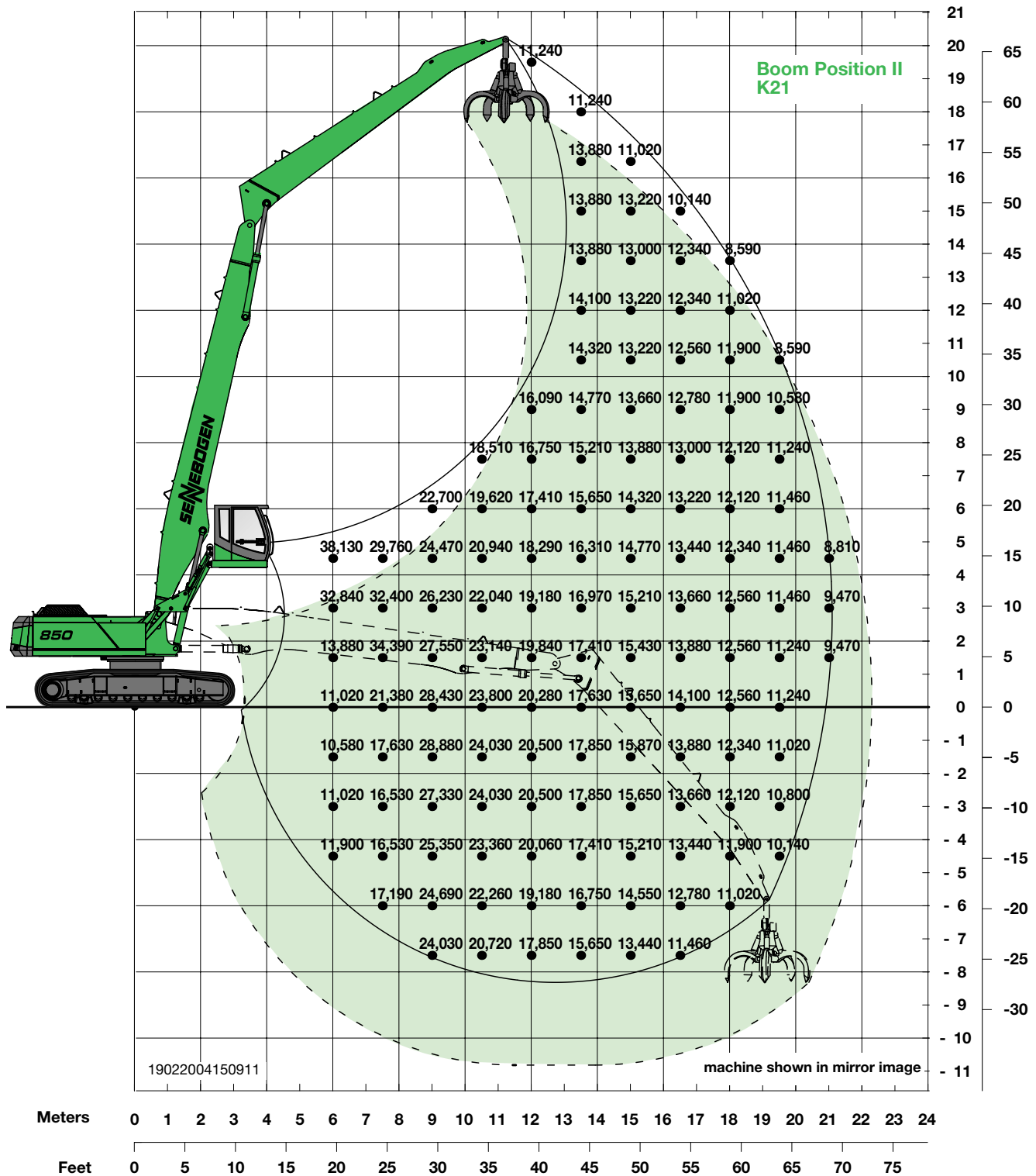
### Boom position:

I

### Cab:

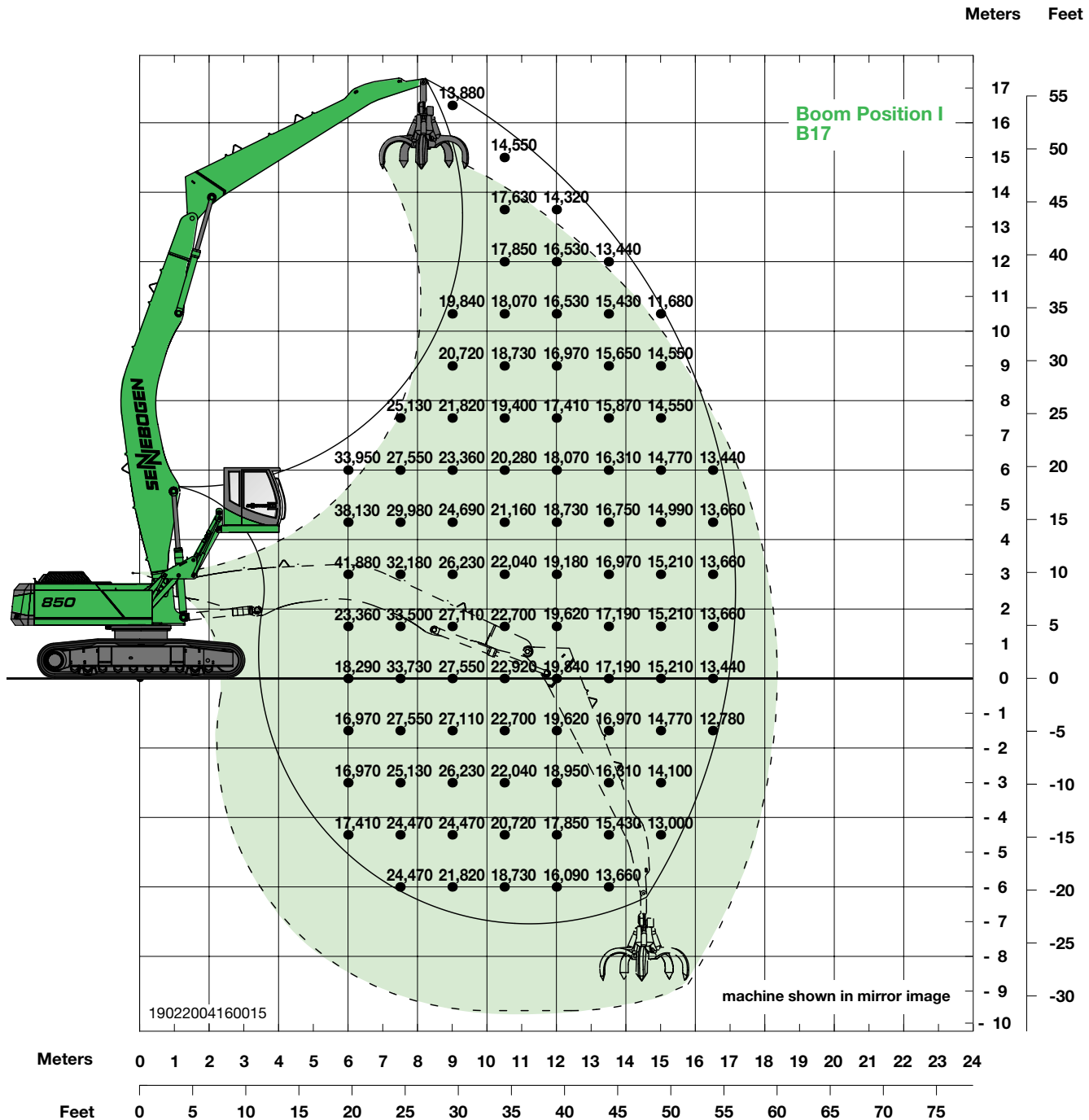
C 270 hydraulic elevating cab with operator's eye level 19'8"

Meters Feet



## 850 R-HD

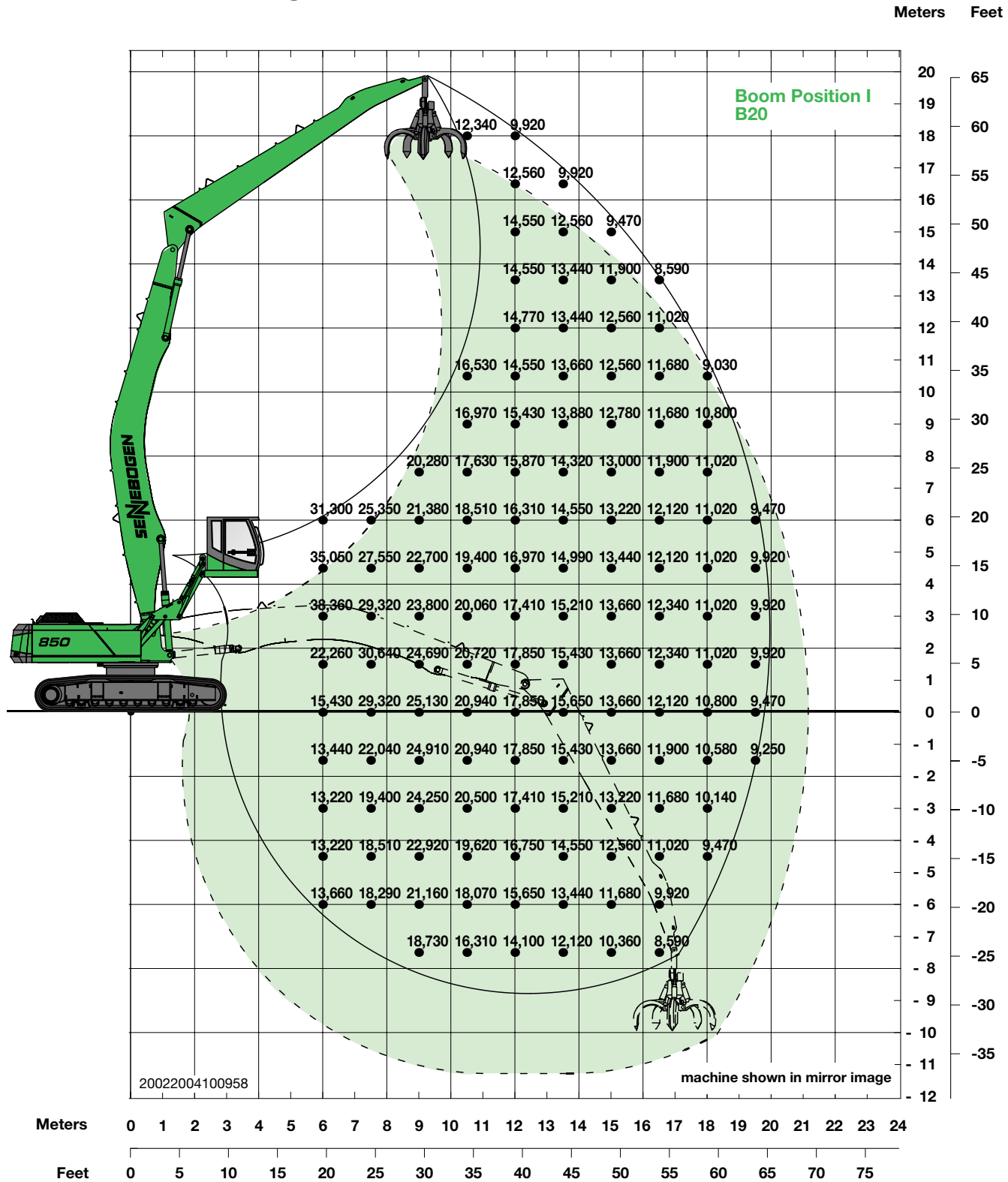
- Undercarriage: Mechanically extendable wide gauge undercarriage with crawler B7, crawler length 19'8"
- Boom: 39'8"
- Stick: 31'6"
- Boom position: II
- Cab: C 300/260 hydraulic elevating and forward moving cab with operator's eye level 21'



## 850 R-HD

- Undercarriage: Mechanically extendable wide gauge undercarriage with crawler B7, crawler length 19'8"
- Boom: 35'5" banana type
- Stick: 25'7"
- Boom position: I
- Cab: C 300/260 hydraulic elevating and forward moving cab with operator's eye level 21'



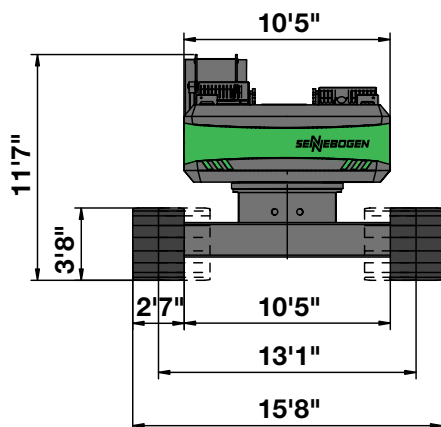


## 850 R-HD

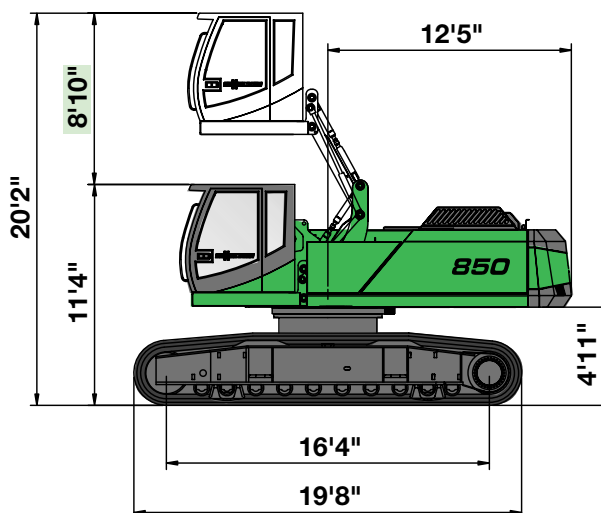
- Undercarriage: Mechanically extendable wide gauge undercarriage with crawler B7, crawler length 19'8"
- Boom: 39' banana type
- Stick: 31'6"
- Boom position: I
- Cab: C 300/260 hydraulic elevating and forward moving cab with operator's eye level 21'

## Machine Specifications

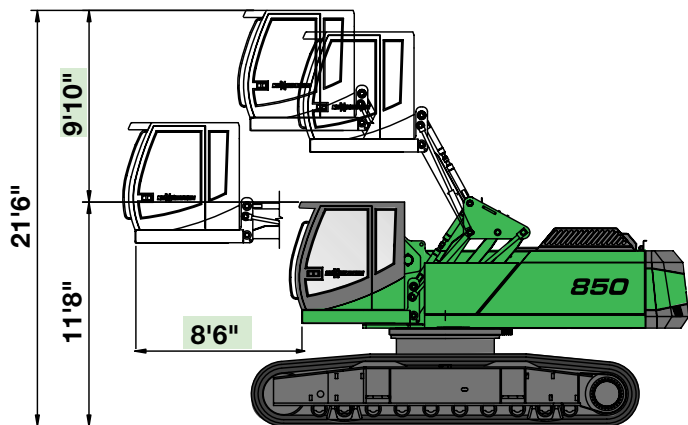
- 850 R-HD with mechanically extendable wide gauge crawler undercarriage R83/400, 8'10" hydraulic elevating Cab Type C 270



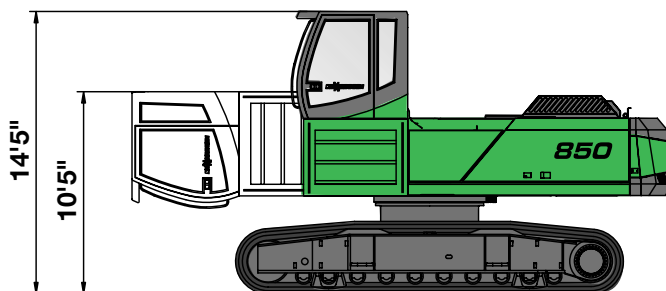
Transport width 13'2" with 2'7" track shoes



- 850 R-HD with hydraulically elevating and forward moving Cab Type C 300/260

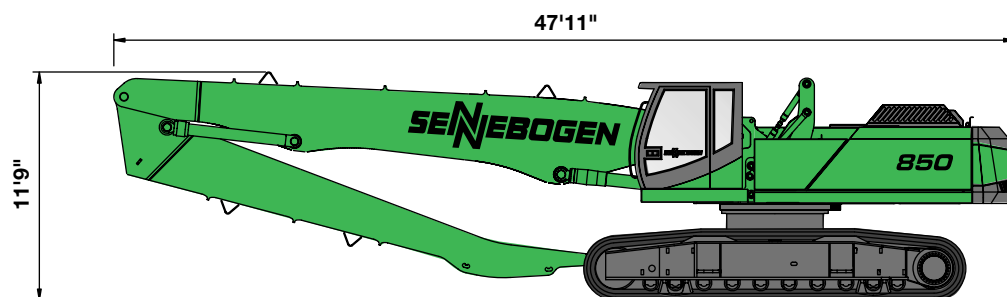


- 850 R-HD with hi-rise cab, standard height 3'3"



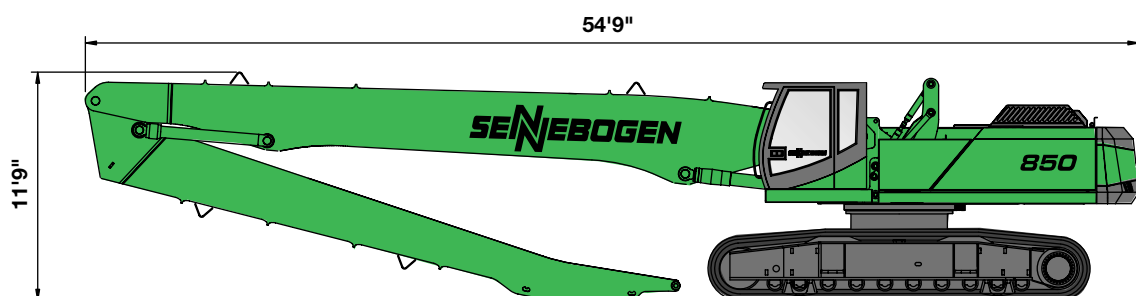
Available with optional 5', 6'7" or higher models. Hydraulic tilting mechanism for easy transportation is standard on all hi-rise cabs.

## Shipping Specifications



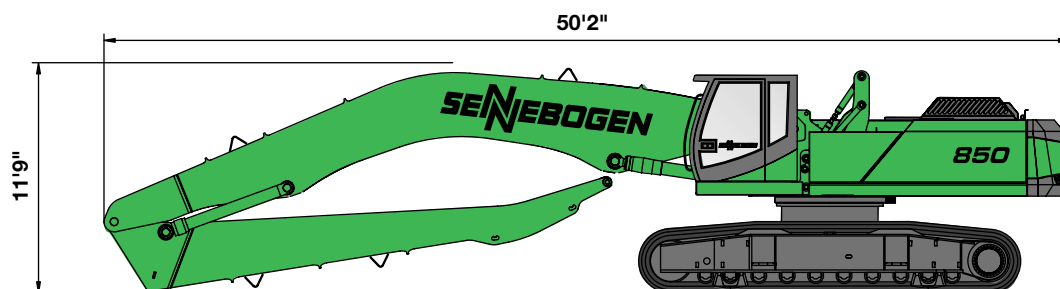
**K17**

850 R-HD with Boom 32'10" and Stick 24'11"



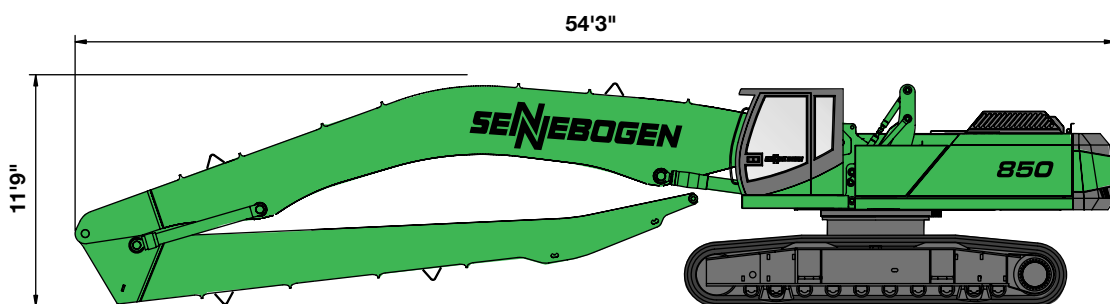
**K21**

850 R-HD with Boom 39'8" and Stick 31'5"



**B17**

850 R-HD with Banana Boom 35'5" and Stick 25'7"



**B20**

850 R-HD with Banana Boom 39' and Stick 31'5"



#### Comfortable F2000 operator's cab

- Advanced design, clear layout
- Low noise and vibration
- Excellent all-round visibility
- Fully adjustable air suspension seat, heated
- Heating and air conditioning with fresh / recirculation airflow and air filter

#### Serviceability

- The C Series machines offer a coarse particle separator at the front of engine cooler and air filter
- Ease of access for air filter and battery maintenance
- Hydraulic oil cooler separated from radiator, mounted on the left side towards the back of the machine, hydraulically driven and easy to clean
- The radiator fan is reversible and controlled from the cab, allowing the driver to clean out any debris from the radiator compartment



#### Large engine compartment

- Powerful water-cooled Caterpillar diesel engine longitudinally mounted for ease of access
- Daily service conveniently and easily performed from ground level
- Large access door with gas shocks provide easy access to engine compartment



#### Left side compartment holds key components

- Diesel tank
- Electrical box with all fuses and relays for easy access and centralized electrical maintenance
- Central lubrication system
- Centralized pressure test ports for trouble shooting of all working functions



**SENNEBOGEN LLC**  
**2835 Jeff Adams Drive, Suite H**  
**Charlotte, NC 28206**

Telephone (Toll Free) 1-877-309-0099

Fax: 704-347-8894

E-Mail: [sales@sennebogen-na.com](mailto:sales@sennebogen-na.com)

Under our policy of continuous improvement, we reserve the right to change specifications and design without prior notice. The illustrations shown may include optional equipment.

[www.sennebogen-na.com](http://www.sennebogen-na.com)